

An overview of Ullmann Reaction, Its importance and applications in synthesis of Dibenzopyranones

RuchiRupanwal, AvidhaKulshrestha, Nidhi Singh, NeelmaniSahni, M.Shujaiddin, RichaKhare* and Jaya Pandey*

Amity University, Uttar Pradesh, Lucknow Campus, Lucknow-226028, India

Corresponding author: jpandey@lko.amity.edu, rkhare@lko.amity.edu

Abstract: 3:4-Carbocyclic and 3:4-heterocyclic fused ring systems constitute an important class of natural products with immense pharmacological properties. Recently, the dibenzopyranones nucleus have surfaced as common ring system of a group of antibiotics, antibacterials, antitumors and immunomodulators, etc. exemplified by alternariol, ravidomycin, shilajit, ellagic acid etc. Our continuing effort on the development of 2,3-diarylbenzopyrans led us to synthesize some dibenzopyranone/pyran molecules by Ullmann's reaction and reviewed its importance and applications.



1. Ullmann Reaction

1.1 Introduction

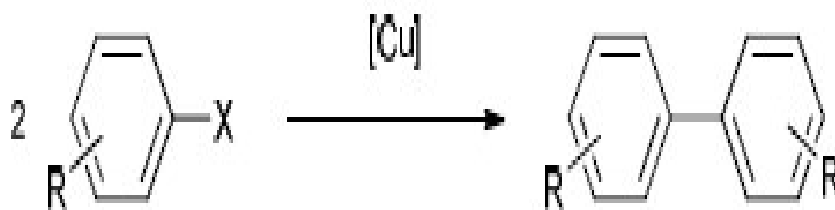
Ullmann reaction is aromatic nucleophilic substitution reaction in which copper-mediated [1-3]. Copper salts are used for this reaction in high temperature. The products are used in pharmaceutical, agrochemical, fine and polymer chemistry [4-7]. Ullmann reaction shows condensation between aryl halide and amine, phenol or thiophenol to give aryl-amine, -ether or -thioether. This is known as Ullmann condensation. Biaryls are formed from aryl halides through Ullmann reaction [8-11].

This coupling types reaction [12] is named by Fritz Ullmann [13]. This reaction involves Goldberg condensation [14] and Hurtley reaction [15].

1.2 Importance

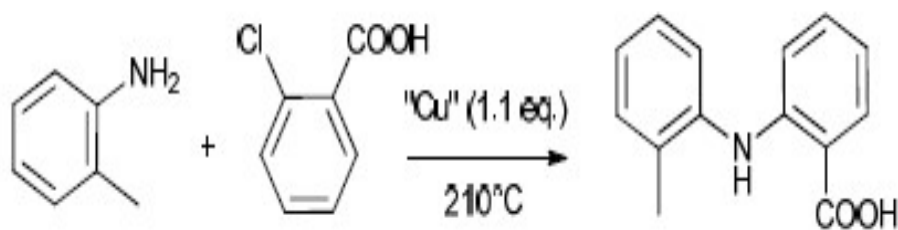
Ullmann found that biaryl moieties formed by the coupling of aryl halides in the presence of Cu catalyst in 1901. This is called classical Ullmann reaction [16]. After two years, in 1903 and 1905 same process is used between N-aryl amines and ethers [17,18]. In 1906 arylation of amines is found in the presence of Cu-catalyst. This is known as Goldberg reaction [19]. In 1929, coupling reaction is discovered between o-bromobenzoic acid and β -dicarbonyls with Cu-catalyst by Hurtley [20].

a)



Scheme 1: Ullmann reaction 1901 [16]

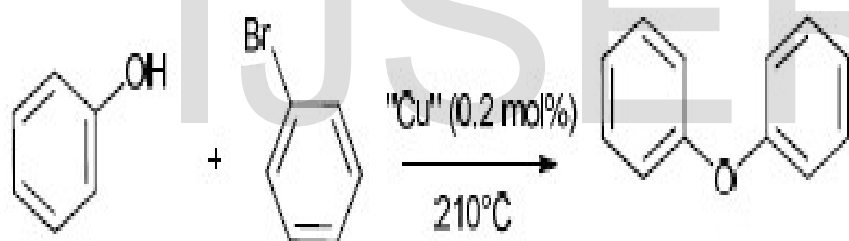
b)



90%

Scheme 2: Scheme 1: Ullmann reaction 1901 [17]

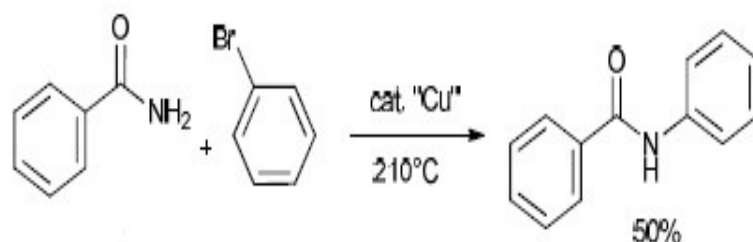
c)



90%

Scheme 3: Ullmann reaction 1905 [18]

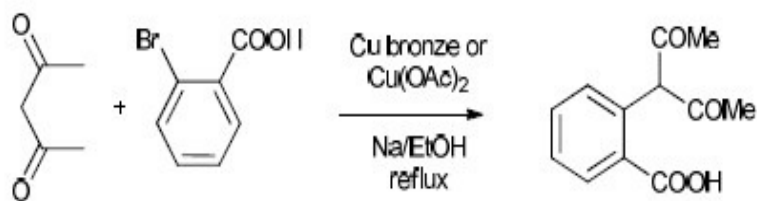
d)



50%

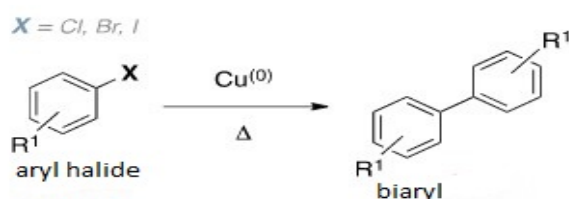
Scheme 4: Goldberg reaction [19]

e)



Scheme 5: Hurtley reaction [20]

1.3 Reaction and Mechanism

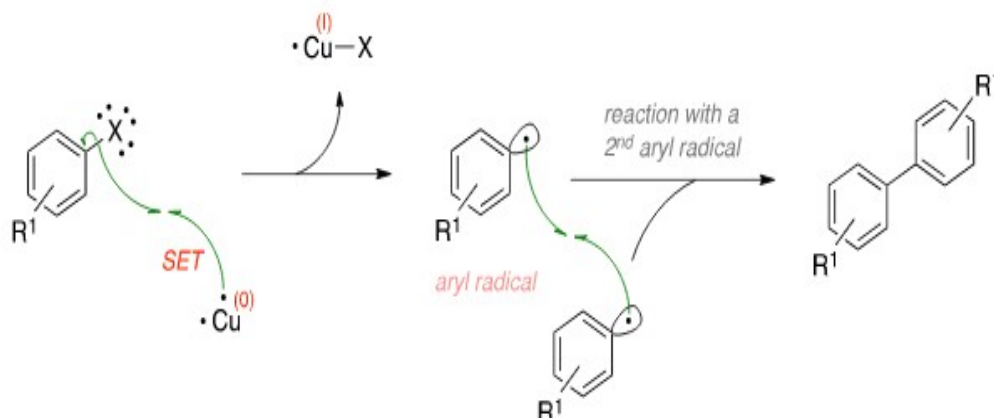


Scheme 6: Ullmann reaction [21,22]

In Ullmann reaction, biaryl is formed by coupling process between two aryl halide in the presence of copper metal. This reaction shows two types mechanism [21,22].

a) Radical mechanism

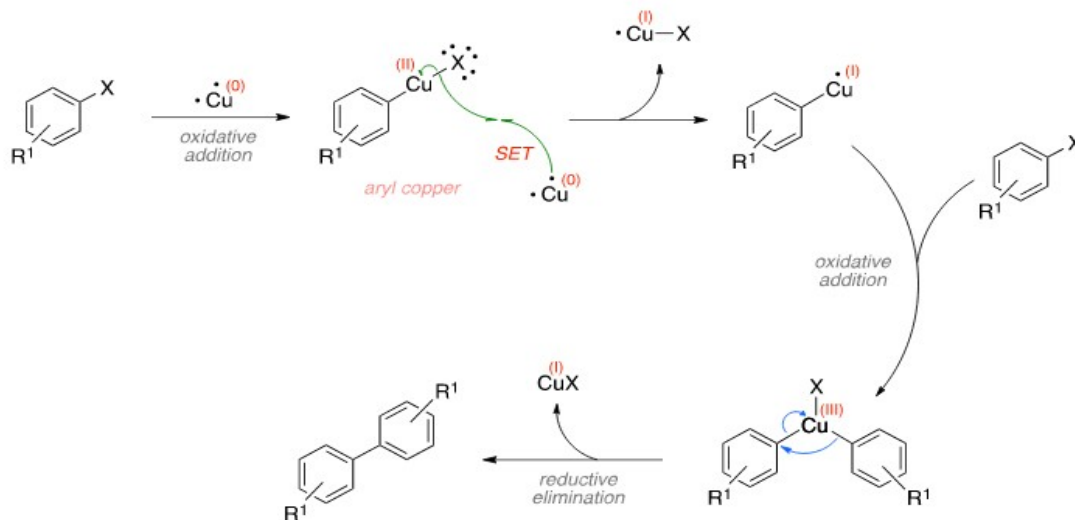
In this mechanism, firstly aryl radical is formed through single electron transfer from copper to alkyl haide. Again, two radical combine to form biaryl [21,22].



Scheme 7: Radical mechanism [21,22]

b) An aryl copper intermediate mechanism

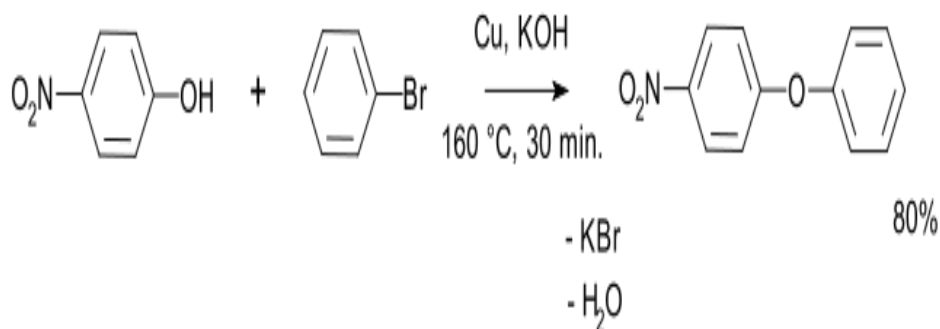
In this mechanism, firstly organocuprate reagent is formed through single electron transfer from copper to aryl halide. Again, organocuprate reagent shows oxidative addition with aryl halide. Finally, biaryl is formed by reductive elimination [21,22].



Scheme 8: An aryl copper intermediate mechanism [21,22]

1.4 Ullmann condensation

The formation of diaryl ether by the coupling of phenol and aryl halide in the presence of copper metal compound. This is also known as Ullmann ether synthesis [23]. The synthesis of p-nitrophenyl phenyl ether is Ullmann condensation reaction [24].

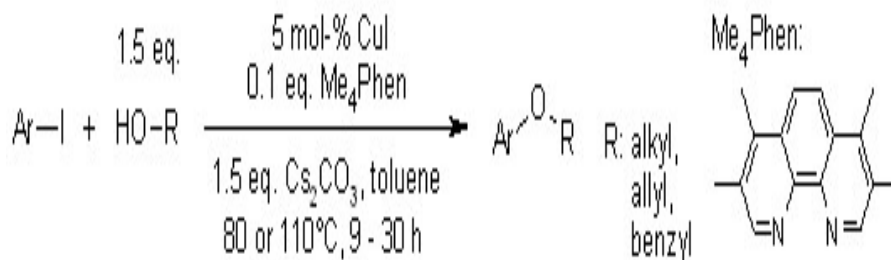


Scheme 9: Ullmann condensation [24]

Literature Review

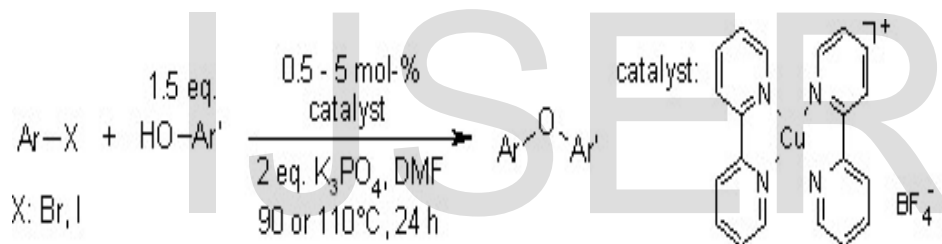
2.1 Recent literature

1. The reaction between alcohol and aryl halide was found by R. A. Altman, A. Shafir, P. A. Lichtor, S. L. Buchwald, J [25].



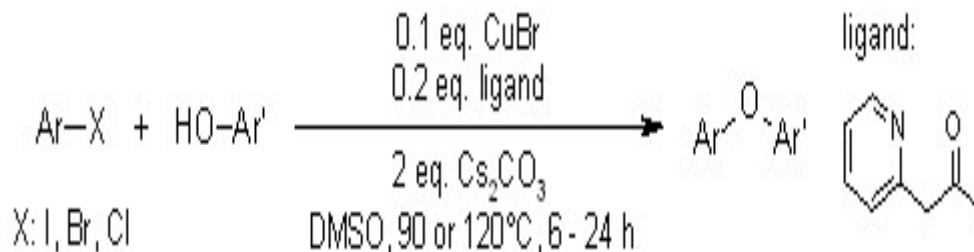
Scheme 10: Reaction between alcohol and aryl halide

2. Reaction between aliphatic alcohol, phenol and aryl halide was found by J. Niu, H. Zhou, Z. Li, J. Xu, S. Hu, J in presence of catalyst like air-stable copper(I) complex [26].



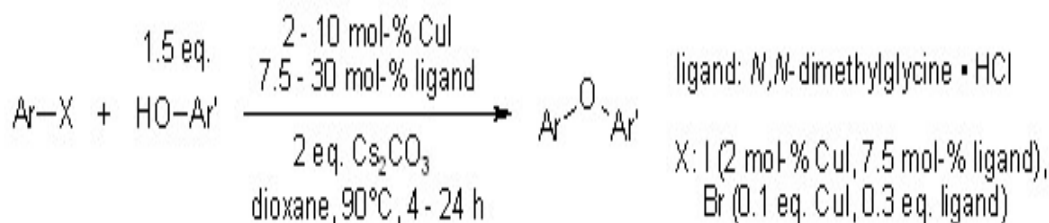
Scheme 11: Reaction between aliphatic alcohol, phenol and aryl halide

3. Reaction between aryl chlorides, aryl bromides, and aryl iodides and phenols was found by aryl chlorides, aryl bromides, and aryl iodides [27].



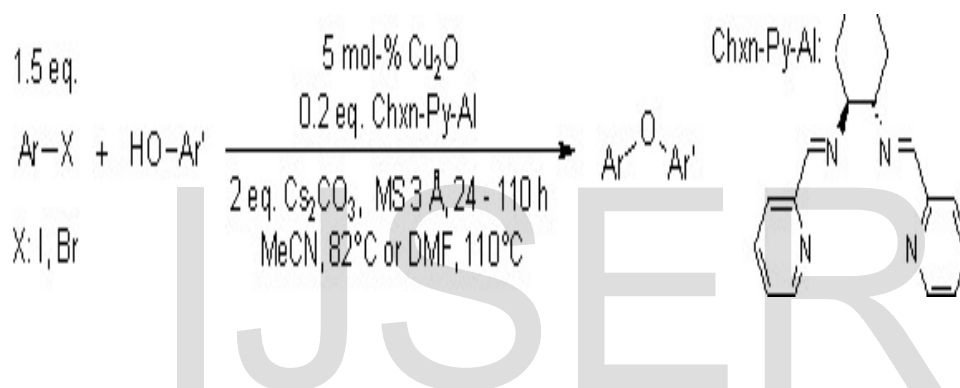
Scheme 12: Reaction between aryl chlorides, aryl bromides, and aryl iodides and phenol

4. Diaryl ethers synthesis by the reaction between aryl halide and phenol in presence of *N,N* Dimethyl Glycine [28].



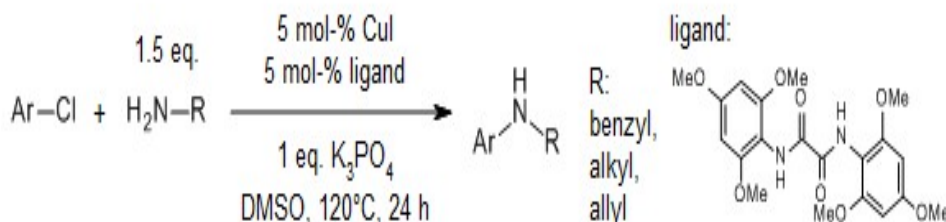
Scheme 13: Reaction between aryl halide and phenol [28]

5. Diaryl Ethers synthesis by the reaction between aryl halide and phenol in presence of Cs₂CO₃ and catalytic copper(I) oxide as catalyst [29].



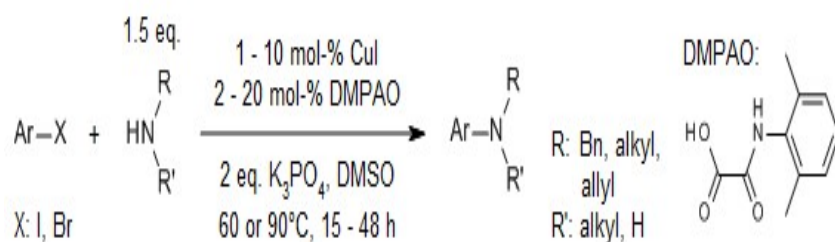
Scheme 14: Reaction between aryl halide and phenol [29]

6. The reaction between aryl Chlorides and amines was found in presence of CuI/Oxalic Diamide as catalyst [30].



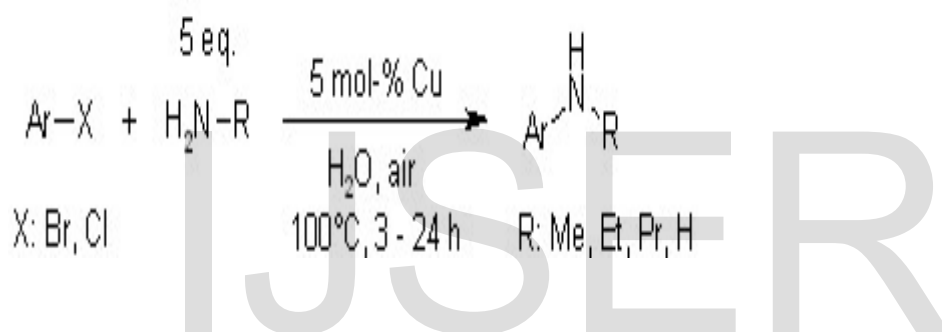
Scheme 15: Reaction between aryl Chlorides and amines [30]

7. The reaction of aryl halide with aliphatic acyclic secondary amine takes place in presence of CuI/DMPAO as catalyst [31].



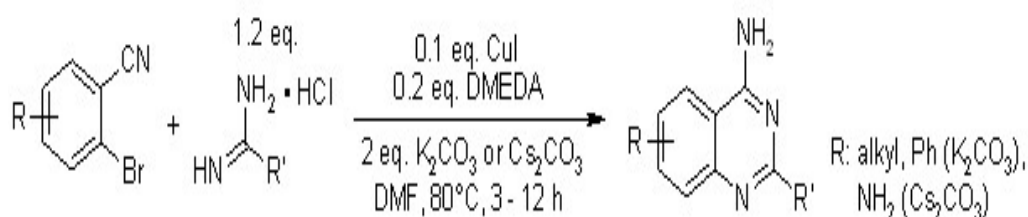
Scheme 16: Reaction between aryl halide and aliphatic acyclic secondary amine [31]

8. The reaction between aryl halide, aqueous methylamine aliphatic primary amines takes place in presence of organic solvent- and ligand [32].



Scheme 17: Reaction between aryl halide, aqueous methylamine aliphatic primary amines [32]

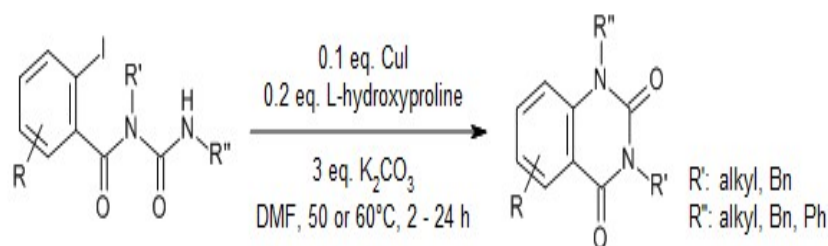
9. 4-aminoquinazoline and 2,4-diaminoquinazoline derivatives synthesis by the reaction between 2-bromo-benzonitrile and amidine or guanidine in presence of copper catalyst [33].



Scheme 18: Reaction between 2-bromo-benzonitrile and amidine or guanidine [33]

10. When Coupling of acyl area takes place in presence of copper catalyst, disubstituted

duinazolinedione with differential N-substitution formed [34].



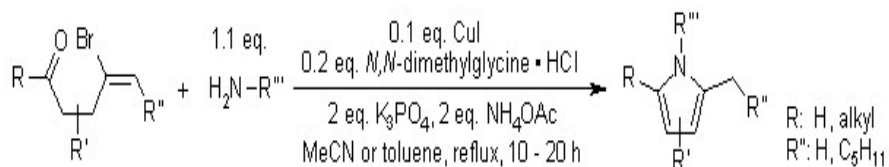
Scheme 19: Coupling of acyl area [34]

11. Monoarylatedamidine formed by the reaction between amidine salts and aryl iodide in presence of copper catalyst [35].



Scheme 20: Reaction between amidine salts and aryl [35]

12. When amines react with bromoenones in presence of copper as catalyst pyrroles was formed [36].



Scheme 21: Reaction between amines react and bromoenones [36]

Catalytic Reduction of Dibenzopyranone

3.1 Catalyst

3.1.1 Introduction

The substance which change the rate of chemical reaction without any chemical change is called catalyst. It can increase or decrease the chemical reaction rate. This process of increasing rate of chemical is called catalysis. It is used in little quantity [37].

The amount energy to form transition state is decrease in presence catalyst. As a result reaction rate increase. The equilibrium condition of reaction doesn't effected by catalyst. It can increase or decrease reaction rate.

The substance which increase chemical reaction rate is called positive catalyst. V_2O_5 acts as positive catalyst in synthesis of H_2SO_4 .

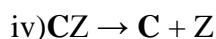
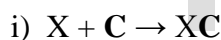
The substance which increase chemical reaction rate is called positive catalyst. V_2O_5 acts as positive catalyst in synthesis of H_2SO_4 .

The substance which decrease chemical reaction rate is called negative catalyst. Alcohol acts as negative catalyst in Oxidation of sodium sulphite reaction.

Enzymes also act as catalyst [38].

3.1.2 Mechanism

Reaction becomes fast in presence of catalyst because less amount of activation energy is require for catalyst. Original catalyst is from by cyclic process through temporary intermediate [39, 40].



Scheme 22: Mechanism of catalyst [39,40]

Where,

C = catalyst, X, R = reactants

Z = product

The catalyst which doesn't represent total reaction in required for (i) is formed in (iv).



3.1.3 Classification

On the basis of phase, catalyst are heterogeneous or homogeneous type.

a) Homogeneous catalyst

When the phases are same as reactant, the catalyst is called homogeneous catalyst. HCl is homogeneous catalyst in formation of methyl acetate from acetic acid and methanol. It is dissolved in solvents [41].

b) Heterogeneous catalyst

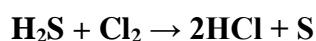
When the phases are different from reactant, the catalyst is called heterogeneous catalyst. They are solid which increase reaction by increasing surface area. In synthesis of ammonia, iron is heterogeneous catalyst [42].

3.2 Reduction

The process in which addition of hydrogen or removal of oxygen takes place is called reduction. In reduction, one atom gain electron to other [43]. The formation of hydrogen chloride by reaction between hydrogen and chlorine is reduction process.

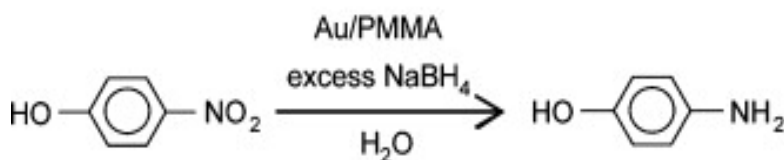


The formation of hydrogen chloride by reaction between hydrogen sulphide and chlorine is reduction process.



3.3 Catalytic Reduction

Those reduction which occurs in presence of catalyst is called catalytic reduction. Nitro phenol reduced to amino phenol by borohydride where Au acts as catalyst and sodium borohydride acts reducing agent is catalytic reduction [44].

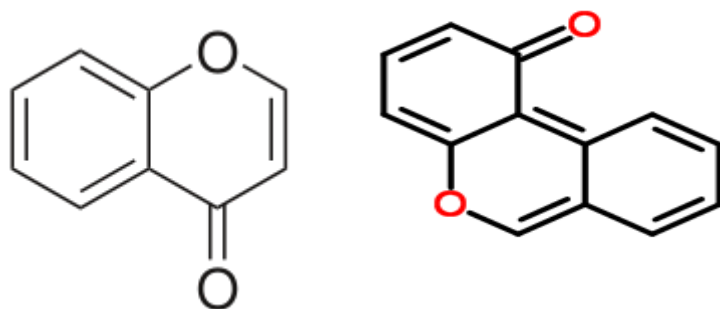


Scheme 23: Reduction of Nitro Phenol [44]

3.4 Di-benzopyranone

An additional benzene ring fused in di-benzopyranone as chromone [45]. Chromone is derivative of benzopyran in which substituted keto group found on

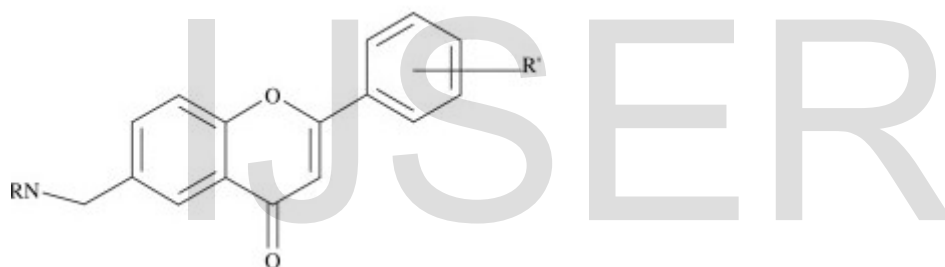
the pyran ring Urolithin-A, urolithin-B, urolithin-C, urolithin-D are isomers of dibenzopyranone.



Scheme 24: Chromone [45] **Scheme 25: Dibenzopyranone [45]**

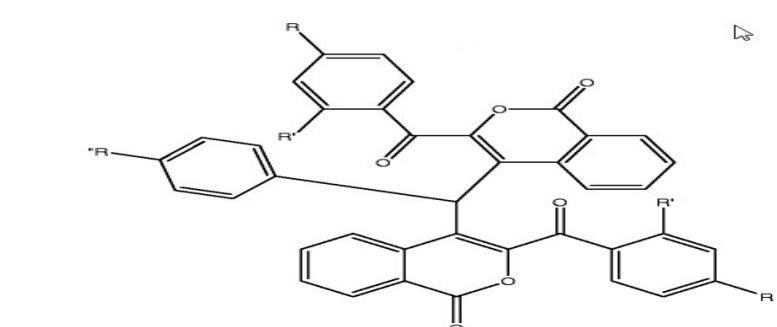
3.4.1 Substituted dibenzopyranone

In it, hydrogen on the rings of dibenzopyranone replaced. For example, 6-aminomethyl-2-aryl-1-benzopyran-4-one.



Scheme 26: 6-aminomethyl-2-aryl-1-benzopyran-4-one

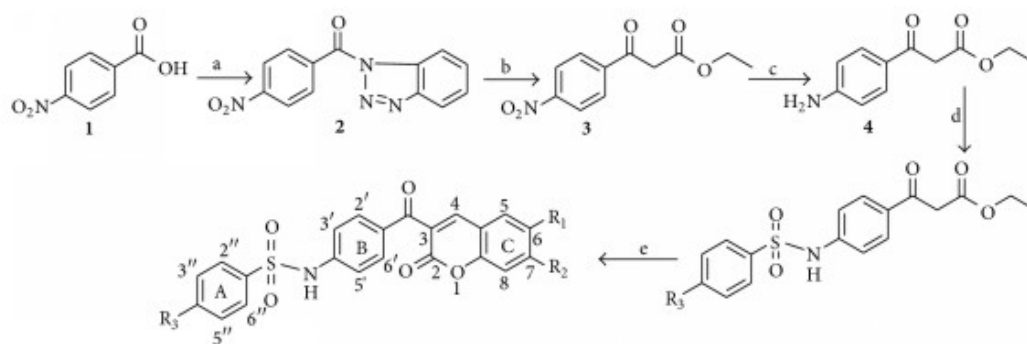
Bis-(1H-2-benzopyran-1-one) is an example of dibenzopyranone derivative.



Scheme 27: 1H-2-benzopyran-1-one

3.5 Methods of Synthesis of substituted Dibenzopyranone

1. 3-[4-(phenylsulfonamido)benzoyl]-2H-1-benzopyran-2-one is synthesis by reflux technique [46].



Scheme 28: Synthesis of Bis-(1H-2-benzopyran-1-one) derivatives by reflux [46]

where,

a = SOCl_2 , 1,2,3-benzotriazole, and reflux

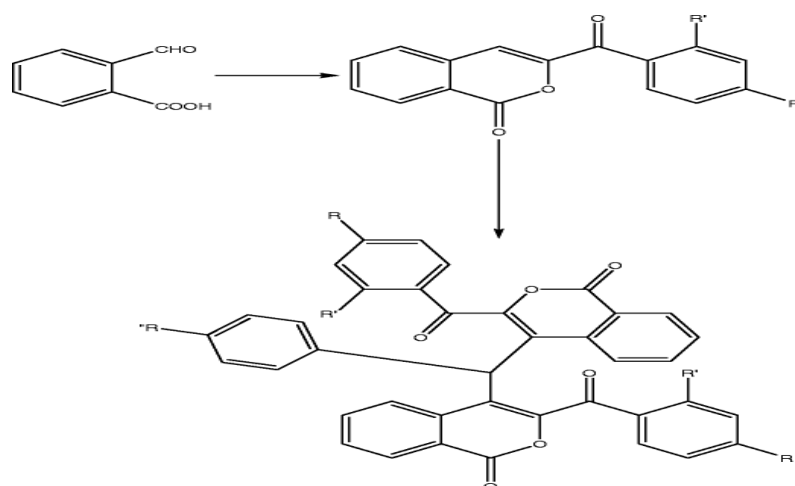
b = ethyl acetoacetate, NaH, THF, and rt

c = SnCl_2 , ethyl acetate, and reflux

d = substituted benzenesulfonyl chloride, pyridine, CH_2Cl_2 , -10°C , and rt

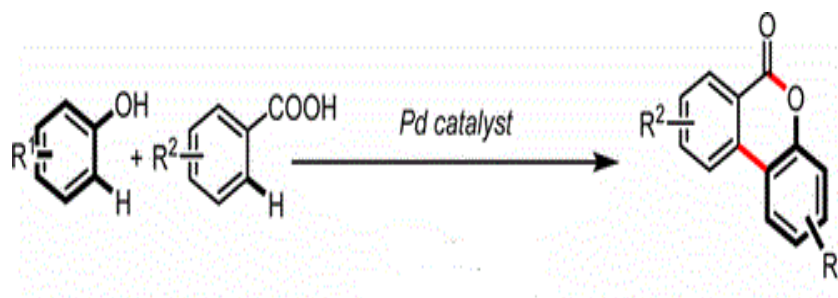
e = substituted salicylaldehyde, piperidine, acetic acid, EtOH, and reflux.

2. Bis-(1H-2-benzopyran-1-one) derivatives synthesise through condensation of 3-aryl isocoumarins with different aromatic aldehydes [4 7].



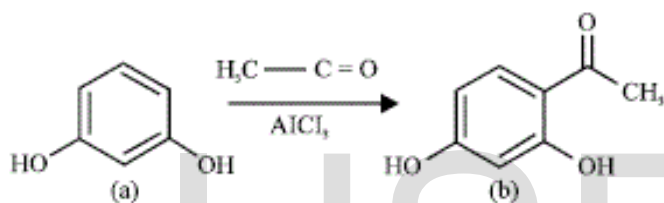
Scheme 29: Synthesis of Bis-(1H-2-benzopyran-1-one) derivatives [47]

3. Dibenzopyranone is synthesis by coupling of benzoic acid with phenol in presencve of palladium as a catalyst [48].



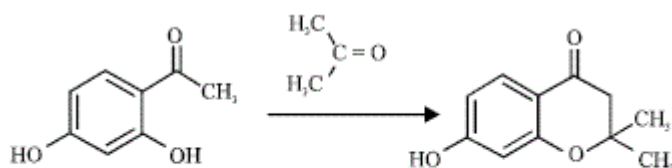
Scheme 30: Synthesis of dibenzopyronone [48]

4.2,4-Dihydroxy acetophenone prepared from resorcinol as friedel-crafts acylation [49].



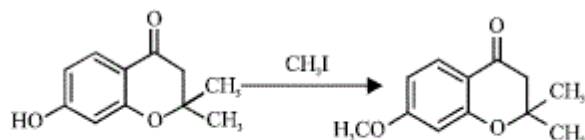
Scheme 31: Synthesis of 2,4-Dihydroxy acetophenone [49]

5. 2,2-Dimethyl-7-hydroxy-3,4-dihydro-2H-1-benzopyran-4-one prepared from 2,4-dihydroxy acetophenone as aldol condensation [49].



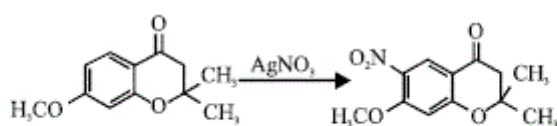
Scheme 32: Synthesis of 2,2-Dimethyl-7-hydroxy-3,4-dihydro-2H-1-benzopyran-4-one [49]

6. 2,2-Dimethyl-3,4-dihydro-7-methoxy-2H-1-benzopyran-4-one from 2,2-Dimethyl-7-hydroxy-3,4-dihydro-2H-1-benzopyran-4-one as methoxylation [49].



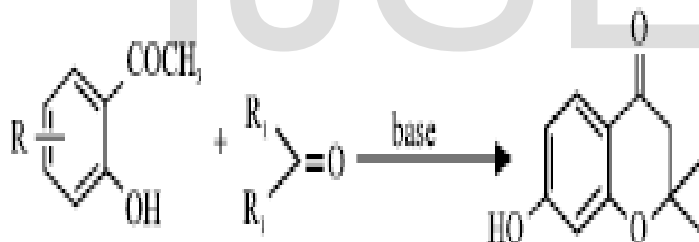
Scheme 33: Synthesis of 2,2-Dimethyl-3,4-dihydro-7-methoxy-2H-1-benzopyran-4-one [49]

7. 2,2-dimethyl-7-methoxy-3,4-dihydro-2H-1-benzopyran-4-one is prepared from 2,2-dimethyl-7-methoxy-6-nitro-3,4-dihydro-2H-1-benzopyran-4-one by reduction process [49].



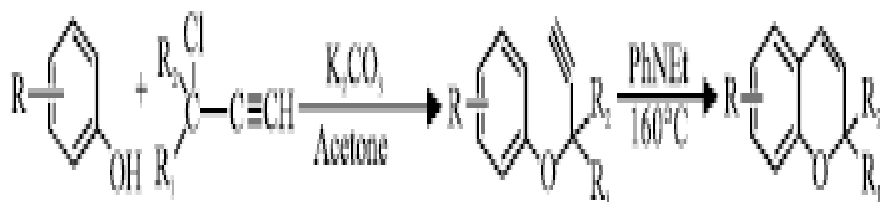
Scheme 34: Synthesis of 2,2-dimethyl-7-methoxy-3,4-dihydro-2H-1-benzopyran-4-one [49]

8. Benzopyran is synthesized by the reaction between hydroxyacetophenone and alkyl ketone or aldehyde in presence of a base [49].



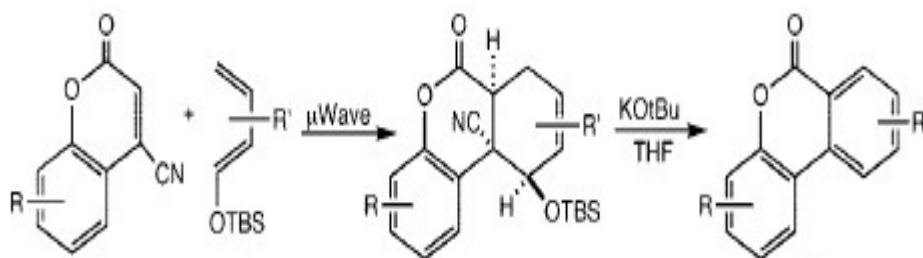
Scheme 35: Synthesis of benzopyran [49]

9. The pyronering is synthesis from propargyl ethers of phenol [49].



Scheme 36: Synthesis of pyron ring [49]

10. Dibenzopyranone is synthesized by Diels-Alder cycloaddition of 4-cyanocoumarins and silyloxydienes [50].



Scheme 37: Synthesis of dibenzopyranone by Diels-Alder cycloaddition [50]

5.1 Conclusion

Dibenzopyranone were synthesis from refluxation of 2-bromobenzoic acid with NaOH. In this method, resorcinol condensed with 2-bromobenzoic ion and CuSO_4 which is used as catalyst. Naturally food sources such as citrus fruits, herbs, and vegetables used in synthesis of dibenzopyranone. Substituted product of dibenzopyranone were used in pharmaceuticals area as oxidant, in the prevention and treatment of emesis and nausea in mammals, antiemetic agent in chemotherapy. Some derivatives were used in DNA activation. These compounds are found in many natural products such as alternariol, graphis lactones, autumnariol, autumnariniol, altenuisol and biologically active compounds. Benzopyranone has antiproliferative activities breast used in treatment of breast cancer tumour.

5.2 Future Aspects

Lactones of dibenzopyranones can be used in the synthesis of several pharmaceutically interesting compounds such as progesterone, androgen, glucocorticoid modulators, and endothelial cell proliferation inhibitors. It can be used in the treatment of anxiety, analgesia, and depression. It can be used in treatment of cancer and tumour.

References

1. F. Ullmann, Ber. Dtsch. Chem. Ges., 1903, 36, 2382.
2. F. Ullmann, Ber. Dtsch. Chem. Ges., 1904, 37, 853.
3. I. Goldberg, Ber. Dtsch. Chem. Ges., 1906, 39, 1691.
4. P. N. Craig, in Comprehensive Medicinal Chemistry, C. J. Drayton, Ed., Pergamon Press: New York, 1991, Vol. 8.
5. Comprehensive Heterocyclic Chemistry II, A. R. Katritzky, C. W. Rees, ed., Elsevier, Oxford, 1996.
6. J. B. Buckingham, Dictionary of Natural Products, CRC Press, 1994, Vol. 1.

7. G. D'Aprano, M. Leclerc, G. Zotti and G. Schiavon, *Chem. Mater.*, 1995, 7, 33.
8. J. Hassan, M. Sevignon, C. Gozzi, E. Schulz and M. Lemaire, *Chem. Rev.*, 2002, 102, 1359.
9. P. E. Fanta, *Chem. Rev.*, 1946, 38, 139.
10. P. E. Fanta, *Chem. Rev.*, 1964, 64, 613.
11. P. E. Fanta, *Synthesis*, 1974, 9.
12. P.E. Fanta (1974). "The Ullmann Synthesis of Biaryls".*Synthesis*. 1974: 9–21.
13. F. Ullmann; Jean Bielecki (1901). "Ueber Synthesen in der Biphenylreihe". *Chemische Berichte*. 34 (2): 2174–2185.
14. A. A. Goldberg, *J. Chem. Soc.*, 1952, 4368.
15. W. R. H. Hurlley, *J. Chem. Soc.*, 1929, 1870.
16. F. Ullmann and J. Bielecki, *Chem. Ber.*, 1901, 34, 2174-2185.
17. F. Ullmann, *Chem. Ber.*, 1903, 36, 2382-2384.
18. F. Ullmann and P. Sponagel, *Chem. Ber.*, 1905, 38, 2211-2212.
19. I. Goldberg, *Chem. Ber.*, 1906, 39, 1691-1692.
20. W. R. H. Hurlley, *J. Chem. Soc.*, 1929, 1870-1873.
21. Ullmann, F.; Bielecki, J. *Ber. Dtsch. Chem. Ges.* 1901, 34, 2174–2185.
22. Ullmann, F. *Justus Liebigs Ann. Chem.* 1904, 332, 38–81.
23. Fritz Ullmann, Paul Sponagel (1905). "Ueber die Phenylirung von Phenolen". *Berichte der deutschen chemischen Gesellschaft*. 38 (2): 2211–2212.
24. Ray Q. Brewster and Theodore Groening, "Ether, p-nitrophenyl phenyl", *Synthesis Coll. Vol. 2*, p.445.
25. R. A. Altman, A. Shafir, P. A. Lichtor, S. L. Buchwald, *J. Org. Chem.*, 2008, 73, 284-286.
26. J. Niu, H. Zhou, Z. Li, J. Xu, S. Hu, *J. Org. Chem.*, 2008, 73, 7814-7817.
27. D. Ma, Q. Cai, *Org. Lett.*, 2003, 5, 3799-3802.
28. D. Ma, Q. Cai, *Org. Lett.*, 2003, 5, 3799-3802.
29. H.-J. Cristau, P. P. Cellier, S. Hamada, J.-F. Spindler, M. Taillefer, *Org. Lett.*, 2004, 6, 913-916.

30. W. Zhou, M. Fan, J. Yin, Y. Jiang, D. Ma, *J. Am. Chem. Soc.*, 2015, 137, 11942-11945.
31. Y. Zhang, X. Yang, Q. Yao, D. Ma, *Org. Lett.*, 2012, 14, 3056-3059.
32. J. Jiao, X.-R. Zhang, N.-H. Chang, J. Wang, J.-F. Wei, X.-Y. Shi, Z.-G. Chen, *J. Org. Chem.*, 2011, 76, 1180-1183.
33. X. Yang, H. Liu, R. Qiao, Y. Jiang, Y. Zhao, *Synlett*, 2010, 101-106.
34. E. Durham, D. Perkins, J. S. Scott, J. Wang, S. Watson, *Synlett*, 2016, 27, 965-968.
35. M. Cortes-Salva, C. Garvin, J. C. Antilla, *J. Org. Chem.*, 2011, 76, 1456-1459.
36. Y. Pan, H. Lu, Y. Fang, X. Fang, L. Chen, J. Qian, J. Wang, C. Li, *Synthesis*, 2007, 1242-1246.
37. 7 things you may not know about catalysis Louise Lerner, Argonne National Laboratory (2011) available at <http://www.anl.gov/articles/7-things-you-may-not-know-about-catalysis>.
38. Nelson, D. L. and Cox, M. M. (2000) *Lehninger, Principles of Biochemistry* 3rd Ed. Worth Publishing: New York.
39. Jacoby, Mitch (16 February 2009). "Making Water Step by Step". *Chemical & Engineering News* p. 10.
40. Matthiesen J, Wendt S, Hansen JØ, Madsen GK, Lira E, Galliker P, Vestergaard EK, Schaub R, Laegsgaard E, Hammer B, Besenbacher F (2009). "Observation of All the Intermediate Steps of a Chemical Reaction on an Oxide Surface by Scanning Tunneling Microscopy". *ACS Nano*. **3** (3): 517–526. doi:10.1021/nn8008245. ISSN 1520-605X. PMID 19309169.
41. Behr, Arno (2002) "Organometallic Compounds and Homogeneous Catalysis" in *Ullmann's Encyclopedia of Industrial Chemistry*, Wiley-VCH, Weinheim. doi:10.1002/14356007.a18_215.
42. Knözinger, Helmut and Kochloefl, Karl (2002) "Heterogeneous Catalysis and Solid Catalysts" in *Ullmann's Encyclopedia of Industrial Chemistry*, Wiley-VCH, Weinheim. doi:10.1002/14356007.a05_313.
43. Oxidation and Reduction, Khan Academy, retrieved 2017-05-22, Available at <https://www.khanacademy.org/science/chemistry/oxidation-reduction/redox-oxidation-reduction/v/introduction-to-oxidation-and-reduction>.
44. Kyoko Kurodaa, , TamaoIshidaa "Reduction of 4-nitrophenol to 4-aminophenol over Au nanoparticles deposited on PMMA "Journal of Molecular Catalysis A: Chemical Volume 298, Issues 1–2, 2 February 2009, Pages 7–11.

45. Eucryphin, a new chromonerhamnoside from the bark of Eucryphiacordifolia. R. Tschesche, S. Delhvi, S. Sepulveda and E. Breitmaier, Phytochemistry, Volume 18, Issue 5, 1979, pages 867-869.

46. Volume 2014 (2014), Article ID 590129, 6 pages.

47. Koppula, P.K. &Purohit, N. J ChemSci (2013) 125: 1535.

48. State Key Laboratory of Organometallic Chemistry, Chinese Academy of Sciences, Shanghai 200032, ChinaOrg. Lett., 2017, 19 (6), pp 1326–1329DOI: 10.1021/acs.orglett.7b00177 Publication Date (Web): March 6, 2017.

49. N.S. Gill, A. Jain and T. Taneja, 2012. The Synthesis of Benzopyran Analogues with Variation at C-2, C-4 and C-7 Positions. Current Research in Chemistry, 4: 18-25.

50. Michael E. Jung and Damian A. AllenDepartment of Chemistry and Biochemistry, UniVersity of California, Los Angeles, California 90095jung@chem.ucla.edu, Received December 3, 2008.

51. Hudlický, Milos (1996). Reductions in Organic Chemistry. Washington, D.C.: American Chemical Society. p. 429. ISBN 0-8412-3344-6.

Acknowledgement

JP and AK are thankful to DST for financial support (Grant registration#CS-236/2013).

JP, RK and NS are also thankful to UPCST (Grant registration # CST/ D 6547/2017).